



# Analysis of antioxidant activity on cocktail honey products as female pre-conception supplements<sup>☆</sup>

Riska Reviana<sup>a,e</sup>, Andi Nilawati Usman<sup>a,e,\*</sup>, Indah Raya<sup>b,e</sup>, Aliyah<sup>c,e</sup>,  
Andi Dirpan<sup>d,e</sup>, Aryadi Arsyad<sup>a,e</sup>, Fendi Fendi<sup>a,b,c,d,e</sup>

<sup>a</sup> Midwifery Study Program, Graduate School, Hasanuddin University, Indonesia

<sup>b</sup> Department of Chemistry, Faculty of Science, Hasanuddin University, Makassar, Indonesia

<sup>c</sup> Hasanuddin University, Makassar, Indonesia

<sup>d</sup> Department of Agricultural Technology, Faculty of Agriculture, Hasanuddin University, Makassar, Indonesia

<sup>e</sup> Research and Community Service, Wuna Agricultural Science University, Indonesia

## ARTICLE INFO

### Article history:

Received 28 June 2021

Accepted 30 July 2021

### Keywords:

Cocktail honey

Antioxidant

Nutrition

Pre-conception supplement

Reproductive health

## ABSTRACT

**Objective:** Cocktail honey is derived from a mixture of honey (*trigona* sp.), bee bread, and homogeneous royal jelly. The material has a phenolic content rich in antioxidants that are beneficial for women's reproductive health, especially for pre-conception, because it can suppress the content of free radicals in the body. Antioxidants are useful to overcome oxidative damage due to free radicals in the body that prevent various diseases from increasing fertility during pre-conception.

**Method:** This study used the DPPH (2,2-diphenyl-1-picrylhydrazyl) test method using UV-vis spectrophotometry to express the value of free radical reduction activity as IC<sub>50</sub> (inhibitory concentration) values.

**Results:** The DPPH test on cocktail honey products obtained an average yield of 4577.7 µg/mL, which was included in the product category was very weak in the antioxidant activity content.

**Conclusion:** The content contained in the honey cocktail contains weak bioactive content by assessing the antioxidant content using DPPH. The difference in the results of antioxidant activity tests using DPPH is caused by the test method and the conditions used in processing, homogeneous ingredients, solvent volume, extraction time, temperature, and pressure in product management.

© 2021 SESPAS. Published by Elsevier España, S.L.U. This is an open access article under the CC BY-NC-ND license (<http://creativecommons.org/licenses/by-nc-nd/4.0/>).

## Introduction

Cocktail honey is a mixture of royal jelly, bee bread, and honey through mixing and laboratory test results.<sup>1</sup> Royal jelly is a bee product other than honey which is produced from the hypopharyngeal glands of young bees containing polyphenols, several enzymes such as glucose oxidase, and superoxide dismutase, vitamins B1, B2, B3, and vitamin C, which act as antioxidants.<sup>2</sup>

Honey contains organic acids, amino acids, vitamins A, B complex, C, D, E, and K, electrolytes, elements such as copper, zinc, minerals with a pH between 3 and 4, enzymes, glucose, and fructose.<sup>3</sup> Honey also plays an active role as an antioxidant.<sup>3</sup> Honey also plays an active role as an antioxidant. With ingredients such as flavonoids, phenolic acids, enzymes, and vitamins.<sup>4</sup>

The *Trigona* genus bees produce *trigona* type honey.<sup>5</sup> A study conducted by Nilawati et al. (2016) stated that *trigona* honey contains a high total phenolic amounting to 106 mg/100 g; vitamin E at 9.95 µg/g; vitamin C 302.85 µg/g; and quercetin of 58.8%.<sup>6</sup> *Trigono* honey is a type of honey that comes from the forest,

contains antioxidants that are high in flavonoids, vitamins, phenolic acids, and polyphenols.<sup>7</sup>

According to Oddo et al. (2008), research shows that the examination of the antioxidant activity of *trigona* honey using DPPH of 48.03 ppm included in the category of strong antioxidants and flavonoid levels of 10.52 mg.<sup>8</sup>

Bee bread is also a bee product from the fermentation of a mixture of pollen, nectar, and addition of bee saliva, which is inoculated by various bacteria and yeast, contains protein, lactic acid, which is a preservative,<sup>9</sup> vitamins (C, B, K, P and E), minerals 3%, carbohydrates 24–35%, carotenoids, and polyphenols such as anthocyanins and flavonoids.<sup>10</sup> As well as other active components such as the enzymes saccharase, amylase, phosphatase, a hormone that contains antioxidants.<sup>11</sup>

Various antioxidants have been found in plants with many phytochemicals with various bioactivities, including polyphenols, carotenoids, tocopherol, and ascorbic acid.<sup>12</sup> Bee products contain antioxidants such as royal jelly, bee bread, and honey. The antioxidant activity of honey has been praised in previous studies and found that honey can suppress oxidation activity up to 50%, which is worth in the DPPH test 7.5–109 mg/ml.<sup>13</sup> Besides, other studies mention that bee bread contains phenolic compounds and flavonoids that play a role in antioxidant activity.<sup>14</sup>

This is in line with Rahma et al. (2014) research, stating that there are antioxidants in *dorsata* honey and *trigona* honey. The

<sup>☆</sup> Peer-review under responsibility of the scientific committee of the 3rd International Nursing, Health Science Students & Health Care Professionals Conference. Full-text and the content of it is under responsibility of authors of the article.

\* Corresponding author.

E-mail addresses: [andinilawati@pasca.unhas.ac.id](mailto:andinilawati@pasca.unhas.ac.id), [nilawatiandi@gmail.com](mailto:nilawatiandi@gmail.com), [pmc@agri.unhas.ac.id](mailto:pmc@agri.unhas.ac.id) (A.N. Usman).

antioxidant action in honey can reduce or inhibit free radicals so that cell damage does not increase.<sup>15</sup>

This study was conducted to determine the antioxidant activity found in cocktail honey using the DPPH test method (2,2-diphenyl-1-picrylhydrazyl) using UV–vis spectrophotometry to know the value of free radical scavenging activity expressed by IC<sub>50</sub> values (inhibitory concentration). It is expected to be one of the alternative therapies in treating oxidative stress in the body, especially in the reproductive problems of pre-conception women.

## Methods

Test research from the honey cocktail sample, namely a mixture of 100 g of royal jelly, 100 g of bee bread, and 100 g of Trigona honey, to see the antioxidant activity found in cocktail honey with the DPPH test.

### Time and place of research

The study was conducted in June 2020 in Makassar, South Sulawesi. Testing samples were done at two places, Mathematics and Natural Sciences Laboratory of the Faculty of Mathematics and Natural Sciences, Hasanuddin University, and the Biochemical Laboratory of Mathematics and Natural Sciences, Hasanuddin University, Makassar.

### Tools and materials

The tools used in this study are glassware (Pyrex), stopwatches, analytical scales, measuring flasks, pipettes, UV–vis spectrophotometers (Shimadzu type 2450). Materials used in this study include cocktail honey made from a mixture of 30 ml honey:30 ml bee bread:30 ml royal jelly, a solution of methanol, distilled water, and 1,1-diphenyl-2-picrylhydrazyl (DPPH) pa (Sigma-Aldrich material code No. D9132-1G).

### Research design

The making of cocktail honey is from a mixture of 30 ml honey:30 ml bee bread:30 ml royal jelly. First, the prepared test solution is put into a test tube. Then, each tube was added with 1 ml of 0.4 mM DPPH solution, added 4 ml of methanol to 5 ml, and homogenized. The blank, test and comparative solutions were immediately incubated for 30 min in a dark room of light. At the maximum wavelength of the Biochemical Laboratory of the Faculty of Mathematics and Natural Sciences, Hasanuddin University, the readings were 515 nm using a UV–vis spectrophotometer. The uptake obtained was then recorded and calculated as a percentage of free radical activity inhibition.<sup>16</sup> Thus, the value of the free radical damping activity will be known as stated by the IC<sub>50</sub> (inhibitory concentration).

### Research stages

The raw material for making cocktail honey products is 30 ml honey:30 ml bee bread:30 ml royal jelly obtained from the Faculty of Forestry, Hasanuddin University. The material is homogeneous until it merges. Cocktail honey products were tested for DPPH to determine the antioxidant activity by weighing 5 mg DPPH dissolved with 20 ml of absolute methanol in a flask.

### Research parameters

DPPH test (2,2-diphenyl-1-picrylhydrazyl) using UV–vis spectrophotometry due to finding out the antioxidant activity.<sup>3</sup> A

compound can be said to have antioxidant activity if the compound can donate its hydrogen atom to bind to DPPH to form a reduced DPPH characterized by looking at the change in color of each sample after incubation with DPPH. Increasingly the loss of purple or yellowing color.<sup>1</sup> The determination of antioxidant activity is expressed in IC<sub>50</sub> (μg/ml) as antioxidant capacity. The IC<sub>50</sub> value is defined as the concentration of test compounds that can inhibit free radicals by as much as 50%. The smaller IC<sub>50</sub> value, the higher the free radical reduction activity.<sup>3</sup> The IC<sub>50</sub> value category is powerful if the IC<sub>50</sub> value <10 μg/ml, strong if the IC<sub>50</sub> value is between 10 and 50 μg/ml, mild if the IC<sub>50</sub> value is between 50 and 100 μg/ml, weak if the IC<sub>50</sub> value is between 100 and 250 μg/ml and not active if IC<sub>50</sub> is above 250 μg/ml.<sup>1</sup>

### Data processing

Data cannot be processed using statistical analysis because there is too little amount of data presented. The data is calculated using a formula to find the percentage value of the antioxidant activity, as well as the value of X or IC<sub>50</sub> which is calculated using the line equation obtained from the % value of the antioxidant activity and the concentration value plotted on a graph, where the concentration value is on the X-axis and the % activity is on the Y-axis.

The concentration value comes from the value of the preliminary test on the sample carried out to find out one point or point desired or achieved. Absorbance value (A) with a maximum wavelength (λ<sub>max</sub>) of 515 nm was obtained by testing using a spectrophotometer.

The effective concentration value is a number that shows the extract concentration (microgram/milliliter), which can inhibit 50% oxidation. The calculation of the effective concentration value or IC<sub>50</sub> uses the following formula:

$$\% \text{Antioxidant} = \frac{Ac - A}{Ac} \times 100\%$$

Information: Ac = absorbance value of control, A = the absorbance value of the sample.

## Results

Antioxidants are valuable compounds to overcome oxidative damage due to free radicals in the body to prevent various diseases.<sup>1</sup> Although some research also states that flavonoid compounds can protect lipids from the oxidation of cell membranes, these compounds play a role in antioxidant activities that are beneficial to human health.<sup>17</sup>

In Tables 1–3 that have been plotted, the equation of the line is used to find the effective concentration of the honey cocktail to soak the DPPH free radicals or the IC<sub>50</sub> value as shown in the following Figs. 1–3.

Based on Table 4, the IC<sub>50</sub> value is the effective concentration of the extract needed to immerse 50% of the activity of the total DPPH, so that the IC<sub>50</sub> value is substituted for the value.

**Table 1**  
DPPH test results table on cocktail honey (Simplo).

Concentration (μg/ml)	Absorbance (A) λ = 515 nm	Antioxidant activity (%)
200	0.431	0.46
400	0.417	3.70
800	0.390	9.93
1600	0.355	18.01
3200	0.271	37.41
Control	0.433	

Description: The data in Table 1 is regressed with variations in concentration as the X value and % antioxidant activity as the Y value according to the variation in the test method.

**Table 2**  
DPPH test results table on cocktail honey (Duplo).

Concentration ( $\mu\text{g/ml}$ )	Absorbance (A) $\lambda = 515 \text{ nm}$	Antioxidant activity (%)
200	0.426	0.47
400	0.422	1.40
800	0.396	7.48
1600	0.356	16.82
3200	0.288	32.71
Control	0.428	

Description: The data in Table 2 is regressed with variations in concentration as the X value and % antioxidant activity as the Y value according to the variation in the test method.

**Table 3**  
DPPH test results table on cocktail honey (Tripló).

Concentration ( $\mu\text{g/ml}$ )	Absorbance (A) $\lambda = 515 \text{ nm}$	Antioxidant activity (%)
200	0.416	5.88
400	0.406	8.14
800	0.390	11.76
1600	0.350	20.81
3200	0.290	34.39
Control	0.442	

Description: The data in Table 3 is regressed with variations in concentration as the X value and % antioxidant activity as the Y value according to the variation in the test method.

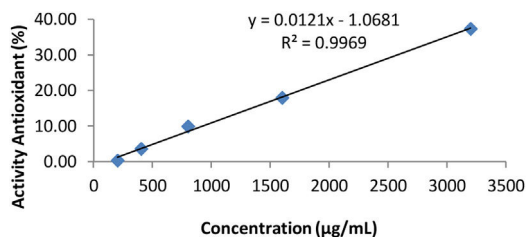


Fig. 1. The curve of Table 1.

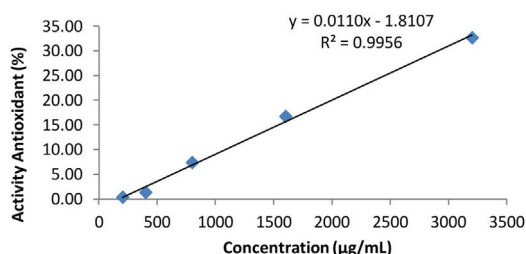


Fig. 2. The curve of Table 2.

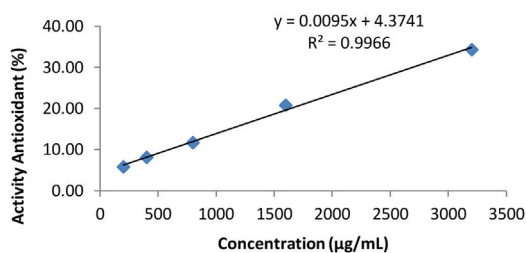


Fig. 3. The curve of Table 3.

**Table 4**  
 $\text{IC}_{50}$  value for honey cocktail sample.

Testing method	Line equation	Y value	X value or $\text{IC}_{50}$ ( $\mu\text{g/ml}$ )
Simple	$y = 0.0121x - 1.0681$ $R^2 = 0.9969$	50	4220.5041
Duplo	$y = 0.0110x - 1.8107$ $R^2 = 0.9956$	50	4710.0636
Tripló	$y = 0.0095x + 4.3741$ $R^2 = 0.9966$	50	4802.7263

After substituting the value of 50 for the y value, the x value is obtained as the  $\text{IC}_{50}$  value. Based on the linear regression equation  $y = bx + a$ , the  $\text{IC}_{50}$  value for the honey cocktail product is obtained at simple 4220.5041  $\mu\text{g/ml}$ , duplo of 4710.0636  $\mu\text{g/ml}$ , and tripló of 4802.7263  $\mu\text{g/ml}$ .

## Discussion

The  $\text{IC}_{50}$  simple, duplo, and tripló values show that the  $\text{IC}_{50}$  value is  $>250 \mu\text{g/ml}$  so that the honey cocktail contains very weak antioxidants ( $\text{IC}_{50}$  value  $>250$ ). According to the parameters, The  $\text{IC}_{50}$  value category is very strong if the  $\text{IC}_{50}$  value  $<10 \mu\text{g/ml}$ , strong if the  $\text{IC}_{50}$  value is between 10 and 50  $\mu\text{g/ml}$ , mild if the  $\text{IC}_{50}$  value is between 50 and 100  $\mu\text{g/ml}$ , weak if the  $\text{IC}_{50}$  value is between 100 and 250  $\mu\text{g/ml}$  and not active if  $\text{IC}_{50}$  is above 250  $\mu\text{g/ml}$ .<sup>1</sup>

The study conducted by Handayani (2018) stated that methanol extract gave positive results on tannins, flavonoids, saponins, alkaloids, and steroids with DPPH test  $\text{IC}_{50}$  values of 683.153  $\mu\text{g/ml}$ . At the same time, DCM extract gave positive results of steroids, alkaloids, and tannins with  $\text{IC}_{50}$  values of 701.743  $\mu\text{g/ml}$ . Thus, positive n-hexane extract containing alkaloids and tannins  $\text{IC}_{50}$  values 1709.536  $\mu\text{g/ml}$ , alkaloid positive water extracts, steroids, tannins, and saponins with  $\text{IC}_{50}$  values of 1698.345  $\mu\text{g/ml}$ . Positive honey samples contain all aspects tested with an  $\text{IC}_{50}$  value of 2826.471  $\mu\text{g/ml}$ , so it can be concluded that honey samples and each extract have a very weak antioxidant ability.<sup>7</sup>

Several factors can influence antioxidant activity, namely the differences in the types of honey-producing bees, the geographical conditions of the plant sources used by the bees.<sup>18</sup> Flavonoids are one component of phenolic compounds which are natural antioxidants derived from plants. Plants that live in the grazing location will affect the content of flavonoids, which are natural antioxidants in the product.<sup>19</sup>

The phenolic content also depends on the location and geographic location in beekeeping, which has different geographies and different available plant sources so that the phenolic content also varies.<sup>20</sup> The grazing area with a few plant species will affect the amount of flavonoid content in the product material because the limited number of plants in the grazing area can make it difficult for the bees to search for food due to the different bees flying range. For example, the genus *Trigona* sp. has a flying range of only 500 m radii so that the bees incentivize in the hive area.<sup>19</sup>

## Conclusion

The results showed that the content contained in the honey cocktail contains weak bioactive content by assessing the antioxidant content using DPPH. The phenolic content can cause this also depends on the location, geographic location of grazing, which has different geographical and different available plant sources so that the phenolic content also varies.<sup>20</sup>

The difference in the results of antioxidant activity tests using DPPH is caused by the test method and the conditions used in processing, homogeneous ingredients, solvent volume, extraction time, temperature, and pressure in product management. The extraction method process can also influence antioxidant activity, and the conditions used when making products.<sup>21</sup>

## Funding

The author received no financial support for the research, authorship, and publication of this article.

## Conflict of interest

The authors declare no conflict of interest.

## Acknowledgments

The author is grateful to the publication Unit and Data Analysis of graduate School for their assistance and helpful comments, suggestions, and English language revision.

## References

- Handayani V, Ahmad AR, Sudir M, et al. Uji Aktivitas Antioksidan Ekstrak Metanol Bunga dan Daun Patikala (*Etingera elatior* (Jack) R.M. Sm) Menggunakan Abstrak. *J Pharm Sci Res*. 2014;1:86–93.
- Bogdanov S. Royal Jelly, bee brood: composition, health, medicine: a review. *Bee Prod Sci*. 2017;1–41.
- Ridho EA. Uji Aktivitas Antioksidan Ekstrak Metanol Buah Lakum (*Cayratia Trifolia*) Dengan Metode DPPH (2,2-Difenil-1-Pikrilhidrazil). Universitas Tanjungpura; 2013.
- Khoubnasab Jafari M, Ansarin K, Jouyban A. Comments on “use of malondialdehyde as a biomarker for assessing oxidative stress in different disease pathologies: a review”. *Iran J Public Health*. 2015;44:714–5.
- Mamada SS, Aliyah A, Rahayu AI, et al. Pengaruh Suplementasi Madu Trigona terhadap Parameter Fungsi Hati dan Ginjal Tikus Albino (*Rattus norvegicus*) yang Diberikan Simvastatin. *J Farm Galentika*. 2018;4:36–43.
- Nilawati AU, Yuliana S, Rosdiana N, et al. Nutrient content and pH of honey propolis trigona from Masamba, South Sulawesi Indonesia. *Int J Sci Basic Appl Res*. 2016;26:246–51.
- Handayani E. Skrining Kandungan Senyawa Aktif Madu Dan Uji Potensinya Sebagai Antioksidan. Universitas Hasanuddin; 2018.
- Moniruzzaman M, Sulaiman SA, Gan SH, et al. Physicochemical and antioxidant properties of Malaysian honeys produced by *Apis cerana*, *Apis dorsata* and *Apis mellifera*. *BMC Complement Altern Med*. 2013;13:1–12.
- Kieliszek M, Piwowarek K, Wolska I, et al. Pollen and bee bread as new health-oriented products: a review. *Trends Food Sci Technol*. 2017.
- Farag MA, Saeed A, Xiao J, et al. Recent insights into chemical and pharmacological studies of bee bread. *Trends Food Sci Technol*. 2019.
- Sari S. Formulasi Dan Evaluasi Kestabilan Fisik Krim Body Scrub Teoung Beras (*Oryza sativa*) Dengan Bahan Aktif Liofilisat Ekstrak Air Bee Bread. Hasanuddin University; 2013.
- Jaganathan D, Kumaravel S. Quantification of antioxidants in underutilized vegetable leaves. *Int J Curr Res Rev*. 2016;8:1–4.
- Stagos D, Soultisiotis N, Tsadila C, et al. Antibacterial and antioxidant activity of different types of honey derived from Mount Olympus in Greece. *Int J Mol Med*. 2018;42:726–34.
- Bakour M, Imtara H, Lyoussi B, et al. Antioxidant activity and protective effect of bee bread (honey and pollen) in aluminum-induced anemia, elevation of inflammatory makers and hepato-renal toxicity. *J Food Sci Technol*. 2017;54:4205–12.
- Rahma S, Natsir R, Kobo P. Pengaruh Antioksidan Madu Dorsata dan Madu Trigona Terhadap Penghambatan Oksidasi LDL Pada Mencit Hiperkolesterolemia. *JST Kesehatan*. 2014;4:377–84.
- Kaban AN, Daniel SC. Uji Fitokimia, Toksisitas Dan Aktivitas Antioksidan Fraksi n-Heksan Dan Etil Asetat Terhadap Ekstrak Jahe Merah (*Zingiber officinale* var. *amarum*). *J Kim Mulawarman*. 2016;14:24–8.
- Ben Sghaier M, Skandrani I, Nasr N, et al. Flavonoids and sesquiterpenes from *Teucrium ramosissimum* promote antiproliferation of human cancer cells and enhance antioxidant activity: a structure-activity relationship study. *Environ Toxicol Pharmacol*. 2011;32:336–48.
- Hariyanto RAB. Penentuan Kandungan Fenolik, Flavonoid dan Aktivitas Antioksidan Ekstrak Propolis Trigona sp. Sepuluh Nopember Institute of Technology; 2017.
- Rosyidi D, Mustakim M, Susilo A, et al. Perbandingan Sifat Antioksidan Propolis pada Dua Jenis Lebah (*Apis mellifera* dan *Trigona* sp.) di Mojokerto dan Batu, Jawa Timur, Indonesia. *J Ilmu dan Teknol Has Ternak*. 2018;13:108–17.
- Šarić G, Krpan M, Major N, et al. Changes of antioxidant activity and phenolic content in acacia and multifloral honey during storage. *Food Technol Biotechnol*. 2012;50:434–41.
- Semuel MY, Kaunang ESN, Manoppo JSS. Potensi Bioaktif dari *Apis dorsata* Binghami, Lebah Madu endemik Sulawesi. Manado: CV. MENTARI JAYA; 2019, 98 p.